












PART # 9891-5270				SPECIFICATION					
ITEM #	LOCATION	PART	QTY		MODEL	Ø OD	Ø ID	WIDTH 	
1-A	Bottom Bracket	Bearing	4	Steel	1524F (6802 RS)	24	15	5	Full Complement
1-B		Spacer	2	Aluminum		26	15	3.2	Recessed
1-C		Sleeve	1	Aluminum		19	15	45	Tapered
1-D	Dropout	Bearing	4	Steel	1524F (6802 RS)	24	15	5	Full Complement
1-E		Spacer (outer)	4	Aluminum		23.5	15.1	2	
1-F		Spacer (inner)	2	Aluminum		19	15.1	4	
1-G	S-Link @ Seat Tube	Bearing	2	Steel	1524F (6802 RS)	24	15	5	Full Complement
1-H		Spacer	2	Aluminum		21.6	15.1	3	
1-I	S-Link @ Seatstay	Bearing	2	Steel	1524F (6802 RS)	24	15	5	Full Complement
1-J		Spacer	2	Aluminum		21.6	15.1	3	
1-K	Extension @ Shock Yoke	Bearing	2	Steel	1524F (6802 RS)	24	15	5	Full Complement
1-L		Spacer	2	Aluminum		21.6	15.1	3	

NOTE: Apply blue threadlocker to all threads

PART # 9891-5275				SPECIFICATION									
ITEM #	LOCATION	PART	QTY		Ø OD	Ø ID	WIDTH 	THREAD 	mm 		mm 		
2-A	Bottom Bracket	Axle	1	Aluminum				15	86		8	Allen Hex	225 - 255
2-B		Axle Nut	1	Aluminum	23.7			15	4	Oblong			
2-C	Dropout	Bolt	2	Aluminum				15	27	Chamfered	8	Allen Hex	225 - 255
2-D	S-Link @ Seat Tube	Bolt	2	Aluminum				15	20		8	Allen Hex	225 - 255
2-E	S-Link @ Seatstay	Bolt	2	Aluminum				15	20		8	Allen Hex	225 - 255
2-F	Extension @ Shock Yoke	Bolt	2	Aluminum				15	20		8	Allen Hex	225 - 255
2-G	Extension @ shock	Bolt	1	Steel				8	25		6	Allen Hex	180 - 200
2-H	Upper Shock Eye	Bolt	1	Steel				8	35		6	Allen Hex	180 - 200
2-I		Spacer	1	Aluminum	16.6	8.1	2.5			Chamfered			
2-J		Nut	1	Aluminum	16.5				8	8		12	6pt Socket

SCHEMATIC #31

